

ONLINE BANKING TUTORIAL



Branches & ATMS Security Center Contact Us Apply for a Loan Careers

Routing Number: 211288006

1-800-318-3838

Online Banking

Online Banking Login

USERNAME

SECURE LOGIN

REGISTER
TUTORIAL
FORGOT USERNAME?
FORGOT PASSWORD?
FORGOT ANSWERS?
FORGOT EVERYTHING?

Start at our Home Page
CountyFCU.org
Click on Online Banking
then Click on REGISTER

Adventure Loans Here!

Register – Enter Your Information

Step 1 of 6

Fill in the fields with the appropriate information. Your Account number is your Share Account Number.

(Not the number on the bottom of your checks. It's the number on your CFCU Member Identification Card listing your Share Account Number.)

Account Type: ☒ Personal ☐ Business

Account Number: typically 2-10 digits, primary account holder

Last 4 digits of SSN: last 4 digits only – Example: 1234

Date of Birth: mm/dd/yyyy – Example: 04/14/1981

Accept: ☐ Type YES to accept the following agreement(s):
[Online Banking Disclosure](#)

Start Cancel

Sign Up – Send Passcode

Step 2 of 6

Click on the 'Send Method' down arrow and select where you would like your one-time Passcode sent. It can be your Email, Cell Phone or Home Phone.

(This is where us having your most up to date contact info is required. If you don't see your info in the list, stop your registration and call one of our branches to update your contact information. This must be accurate on our system for you to continue.)

Send Passcode To: -- Send Method --

For your security, a passcode is required to complete this process. The 6 digit passcode will be sent to your selected phone number or email. Once you receive this passcode, enter the 6 digits on the next page.

If you do not have access to any of these, please contact the credit union.

NOTES:

- This passcode is valid for 10 minutes.
- Text message passcodes are only valid for mobile phones.
- Email passcodes will be sent from no-reply@countyfcu.org.

Send Passcode Cancel

Sign Up – Confirm Passcode

Step 2 of 6

Continued

Once recieved, enter your one time Passcode above. (You should recieve your Passcode within a few minutes of requesting it.)

Click 'Yes' or 'No' if you want the system to remember your computer. (Our system will authenticate who you are. If you choose No, you will have security questions to answer each time you log in, this is explained further in Step 4)

Passcode: [Resend passcode](#)

A six digit passcode has been sent to the phone number or email you selected. Once you've retrieved the passcode, enter it above.

NOTES:

- This passcode is valid for 10 minutes.
- Text message passcodes are only valid for mobile phones.
- Email passcodes will be sent from no-reply@countyfcu.org.

Remember This Computer? ☒ Yes ☐ No [explain](#)

For your convenience, selecting the Yes option allows us to remember this computer or browser so you don't have to confirm a security passcode the next time you sign in on this computer.

Only select "Remember This Computer" if you are using a private computer, such as from your home or office. If you are using a public computer, then DO NOT select "Remember This Computer." Examples of public computers include libraries, internet cafés, and hotel computers.

If you use multiple browsers on the same computer, you will need to sign in through each browser and select "Remember This Computer."

Please note: If you delete your browser cookies or if you use security software that automatically deletes your cookies, your "Remember This Computer" setting may be cleared.

Confirm Passcode Cancel

Register – Set Up Your Username and Password

Step 3 of 6

Fill in to set up your Username and Password, and confirm your Password, enter and confirm your Email Address.

(Your new USER NAME must be at least 8 characters in length and your new PASSWORD must also be 8 characters in length, contain at least one capital letter, one special character and one number.)

Account Number: Your account number will appear HERE.

Last Name: Your last name will appear HERE.

Set Up Username: [show username rules](#)

Set Up Password: [show password rules](#)

Confirm Password: confirm your password

Email on File: Your email address, we have on file, will appear HERE.

The email address above (partially obscured for your security) is what we have on file for your account. If you cannot access that mail box, contact The County Federal Credit Union to reset it. Otherwise, enter it into the "Confirm" box below.

Confirm Email:

Next

Register – Set Up Your Security Questions

Step 4 of 6

Select your security questions and fill in your answers.

(This is one more way to keep hackers out of your account. If you chose "No" to the "Remember This Computer" option in Step 2, each time you Login, you will need to answer one of these challenge questions to access Online Banking.)

Account Number: Your account number will appear HERE.

Username: Your new username will appear HERE.

Last Name: Your last name will appear HERE.

Security Question 1: Who is your favorite musician, actor, or artist?

Answer:

Security Question 2: -- Choose a question --

Answer:

Security Question 3: -- Choose a question --

Answer:

Notes:

- Challenge Answers are not case sensitive

Next

Register – Set Up your Security Phrase and Image

Step 5 of 6

One last security measure– To aid in preventing you from entering your information on an imposter site, create a Security Phrase and select a Security Picture.

Create and select something you will easily recognize each time you login.

(This is one more way to keep hackers out of your account. Hackers have been known to create imposter sites to trick people into thinking they are on a real site. One more measure to keep your money safe.

You are almost done!)

Account Number: Your account number will appear HERE.

Username: Your new username will appear HERE.

Last Name: Your last name will appear HERE.

Security Phrase: a personal message – Example: Gone fishing

Security Picture: Click on an Image below to select your Security Picture.


More choices
[Next](#)
[Random](#)




☐ WavingFlag



☐ YellowField



☐ SunFlower



☐ EagleMountain

Next

Register – Establishing Access – Please wait ...


Working: Please wait while we complete your setup.

This may take a few minutes to complete ...



You must complete the entire registration process. If you do not complete the process, you will need to start over.

Please do not refresh or navigate away from this page.



Home Set Home Profile Messages • Welcome TEST • Sign Out

Accounts Transfers Loans Check Services eStatements Alerts Reports Dashboards Bill Pay Messages Profile

We want to THANK YOU for registering on The County Federal Credit Union's new Online Banking interface, we hope you like it.

Search Transactions: Search [History Search](#) [Recent Searches](#)

Account Summary [\[Content.CustomAccount.Sidebar\]](#)

Options [Edit](#)

Deposit Accounts

Actions	Account	Type	Balance	Available	Balance
	PRIME SHARES	Savings	XXXXXXXX0008-S00		\$0.00

Account Summary Total

All Accounts Total: \$0.00

You Are In!
Enjoy the New
Online Banking!